



St. Stephen's
Catholic Kindergarten
2019-2020



K2

Phonics



Fun



Name: _____ Class: _____




Blend -at Date: _____

1. Fill in the missing blend.




2. Match the part to the whole.

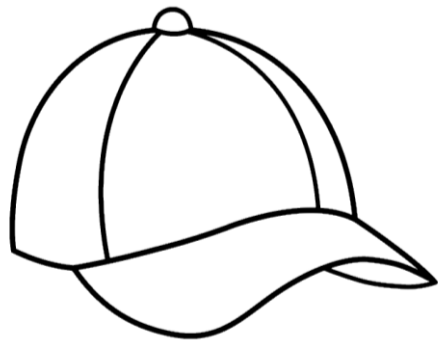


Blend -ap Date: _____


1. Circle the items with the blend -ap.



Fish



Cap



Car




Clap



Tap

Blend -an Date: _____

1. Trace the blend -an.




2. Cross out the odd blend out in each row.




Woman



Man




Turtle



Apple



Pan



Fan


Blend -et Date: _____

1. Colour the picture.




2. Match the word to the picture.

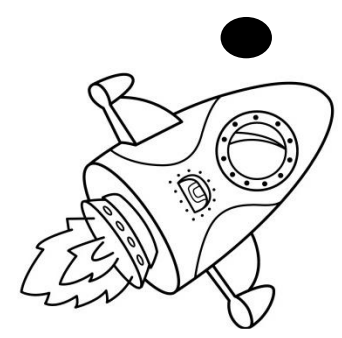
Rocket



Sun



Moon



Rocket

Blend -en Date: _____

1. Match the numbers to the blend -en.

5.

Five

10

Ten

-en

3.

Three

2

Two

7

Seven

Blend -it Date: _____

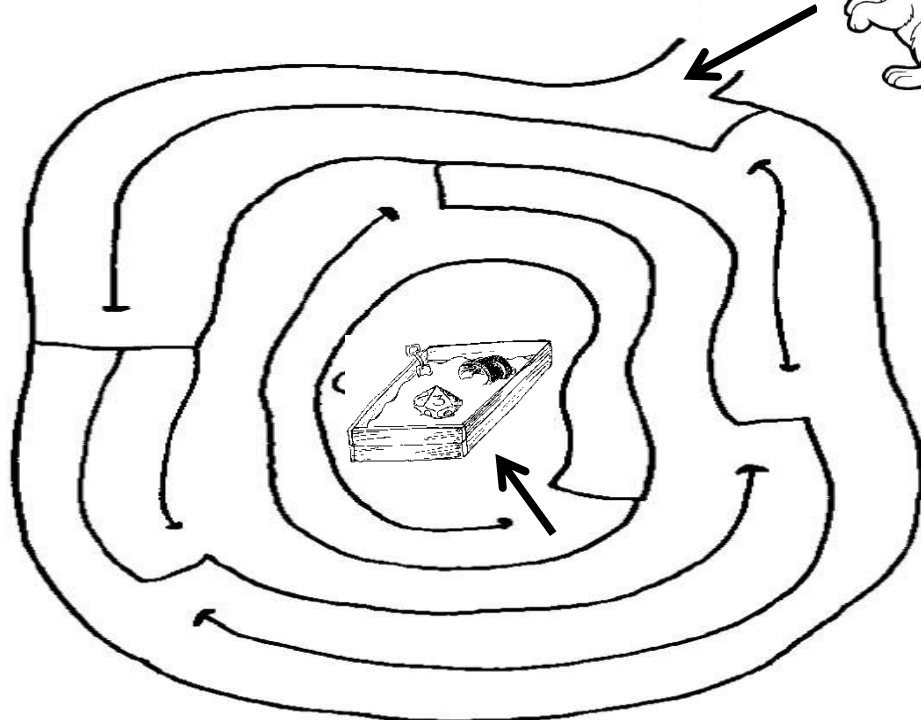

1. Fill in the missing blend.



Sit


Armpit

2. Help the rabbit to the sandpit.



Blend -ip Date: _____

1. Circle the 3 -ip items that you can find in both pictures.



2. Write down the 3 -ip items.

1. chips

2. lips

3. zip

Blend -in Date: _____


1. Match the words with the same blend.



Pin




Ring



Twin



Ball



Octopus



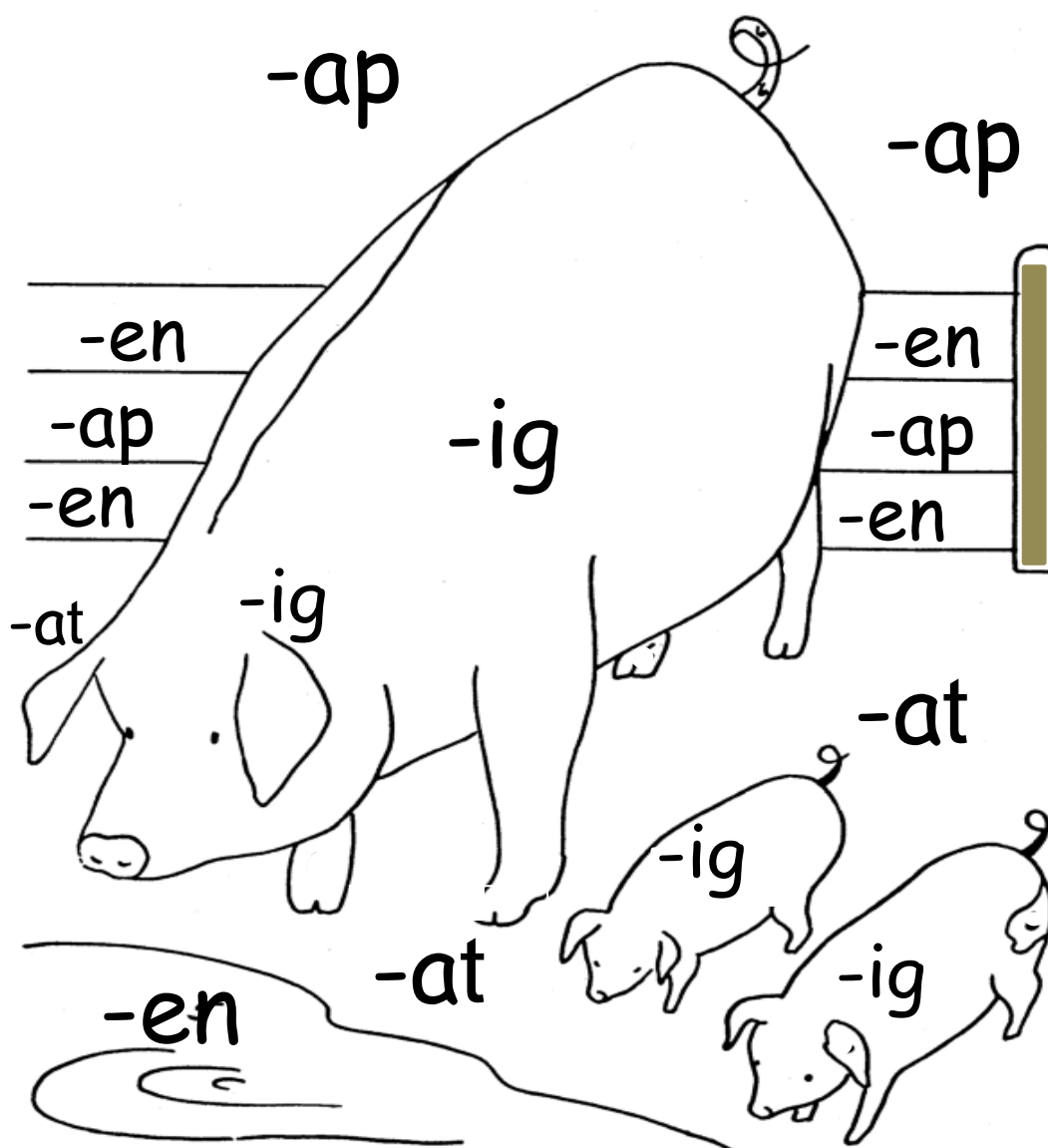
Win

2. Circle the chin on each face.



Blend -ig Date: _____


1. Paint by blend.



-ig (Pink) -en (Brown) -ap (Blue) -at (Green)

Blend -ot Date: _____

1. Fill in the missing blend.



Carr **o**t



P **o**t

2. Circle the correct blends (5).

ot

to

to

ot

to

ot

ot

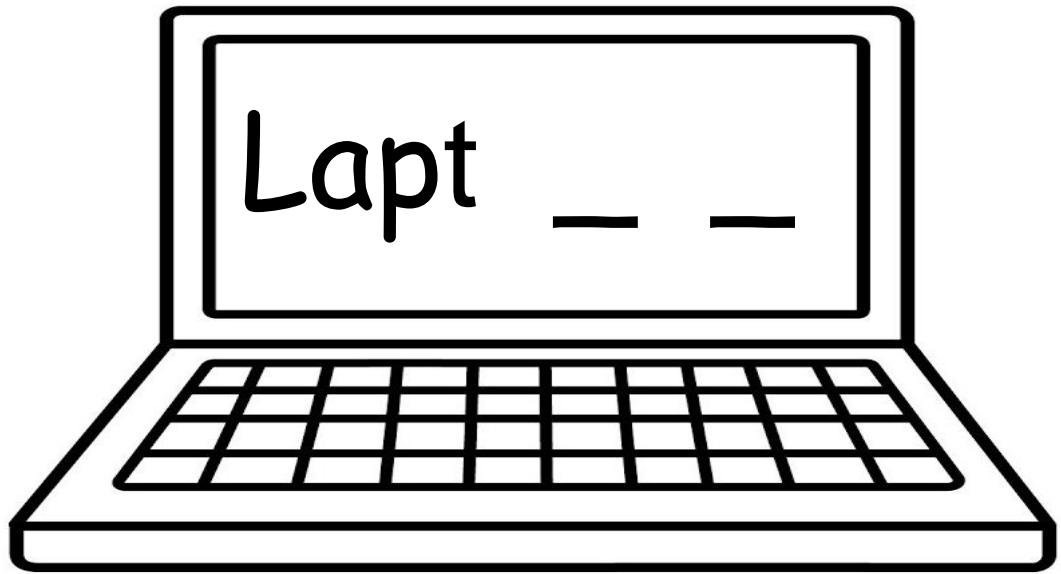
to

to

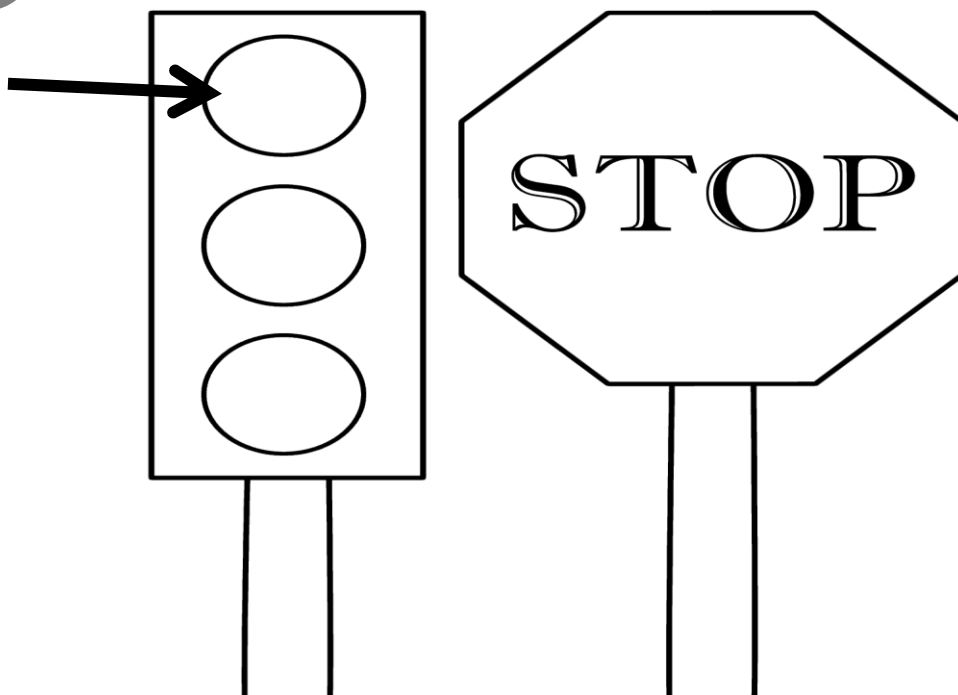
Ot

Blend -op Date: _____

1. Complete the word.


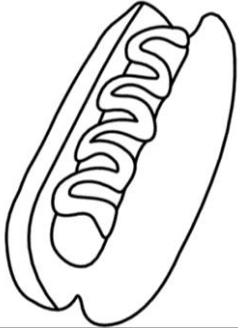


2. What colour means 'stop'?




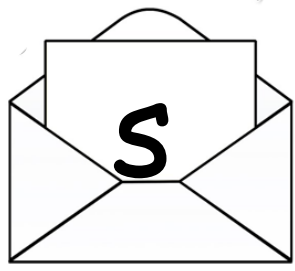


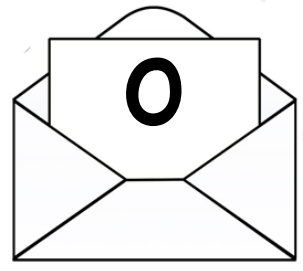
Blend -og Date: _____

1. Complete the table.


Blend	Draw	Write
-og		D _ _ _
-og		Frog
- _ _ _		Hotdog

Blend -ox Date: _____

1. Colour the letters that make -ox.


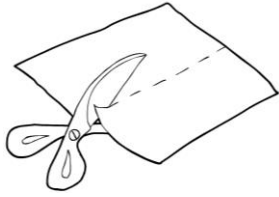


2. Design a lunchbox.



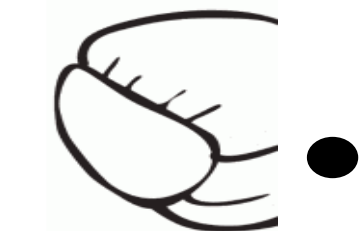

Blend -ut Date: _____

1. Fill in the missing blend.




C **_____** **Doughn** **_____**

2. Match the part to the whole.



Blend -un Date: _____

1. Colour the items with the blend -un.



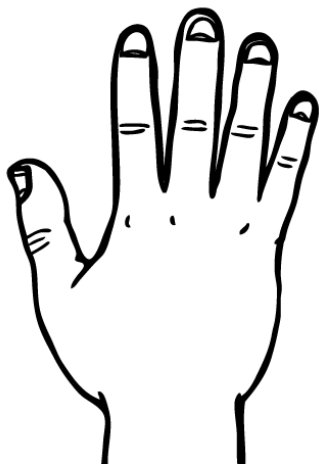
Sun



Teddy Bear



Nun



Hand



Run


Blend -ug Date: _____

1. Write the words.

hug hug


jug jug

2. Design your own mug.



Blend Fl- Date: _____


1. Colour the picture.




Flower

2. Match the word to the picture.


Fly



Frog



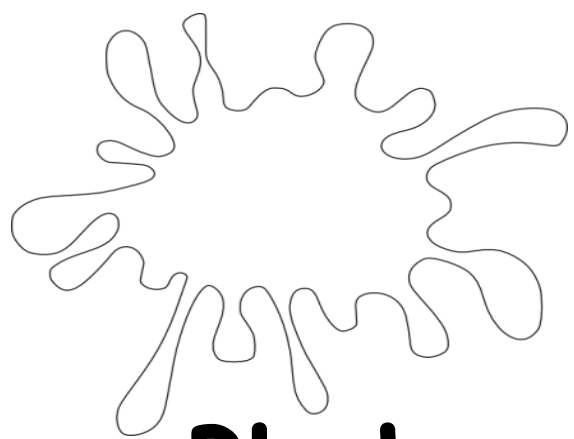
Fly



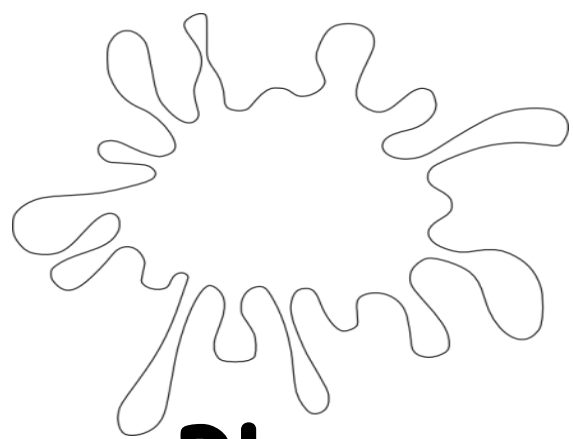
Fish

Blend Bl- Date: _____

1. Colour the paint splatters.

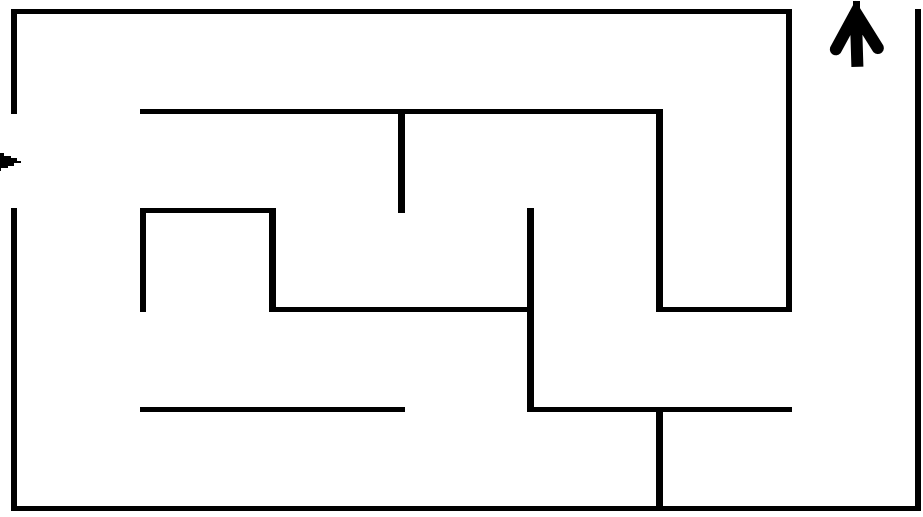


Black




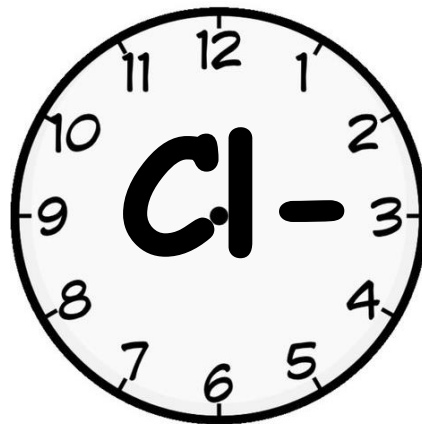


Blue

2. Help Anna find her new blouse.





Blend Cl- Date: _____

1. Match the items to the blend Cl-.




Blend SI- Date: _____

1. Spot the differences (4).




2. Write down the SI- items in the picture.

1. _____ u _____  Slug

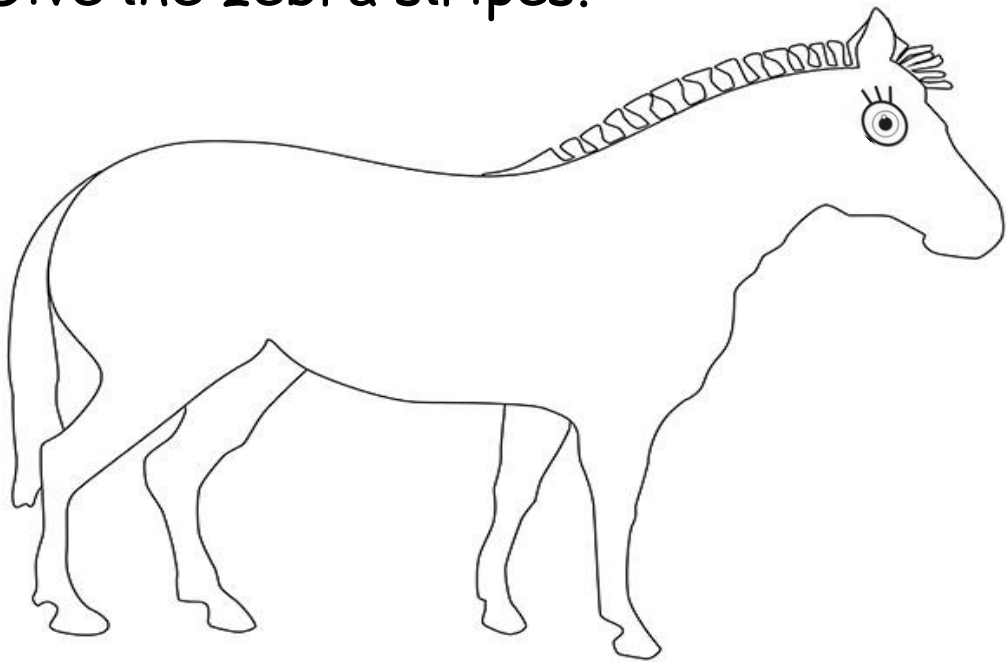
2. _____ i _____ e  Slide

Blend St- Date: _____

1. Colour the stars that make st-.

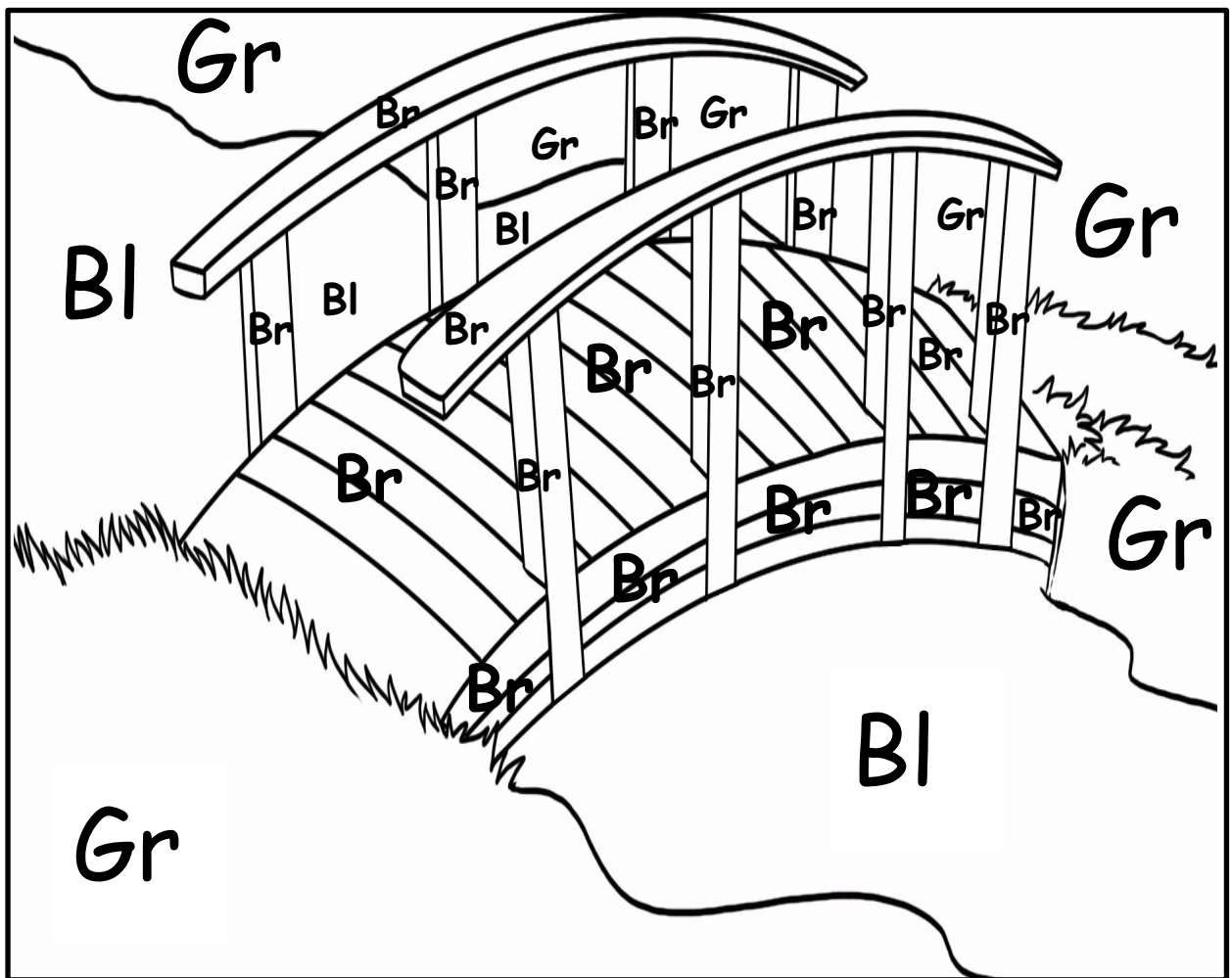


2. Give the zebra stripes.



Blend Br- Date: _____

1. Paint by blend.





Br- (Brown)

Bl- (Blue)


Gr- (Green)

Blend Cr- Date: _____

1. Match the words with the same blend.



Spiderman



Crab




Snowman



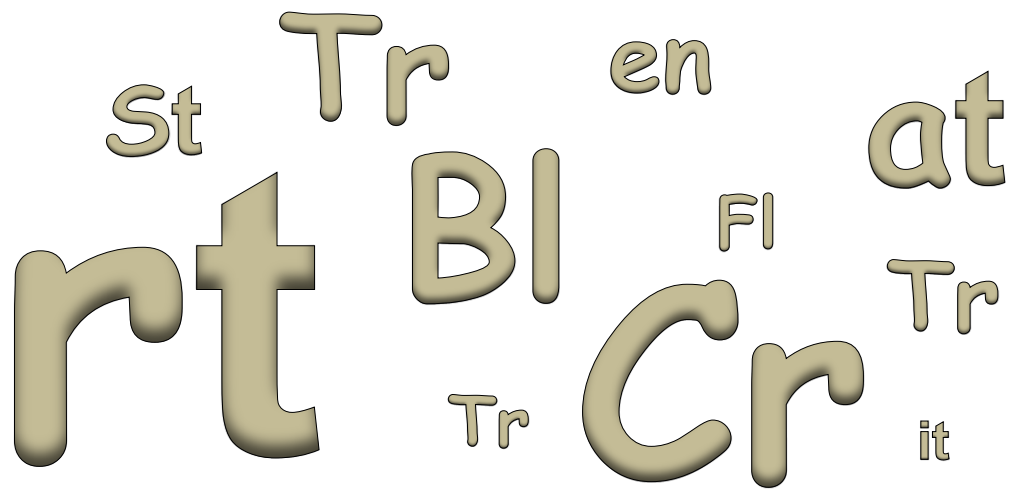
Crayon

2. Decorate the cross.

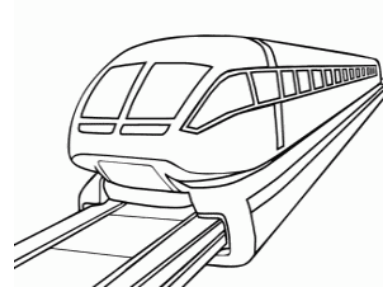


Blend Tr- Date: _____


1. Circle the blend we learned today (3).




2. Colour the transport with Tr-.




Train



Taxi





Truck



Tram

Blend Dr- Date: _____

1. Complete the table.

Blend	Draw	Write
_ _ _ -		Dragon
Dr-		_ _ _ um
Dr-		Dress

